



SOUTH CENTRAL REGIONAL COUNCIL OF GOVERNMENTS  
*Planning for Our Region's Future*

Bethany Branford East Haven Guilford Hamden Madison Meriden Milford  
New Haven North Branford North Haven Orange Wallingford West Haven Woodbridge

Carl J. Amento, Executive Director

**NOTICE: THIS IS A HYBRID MEETING**  
**A ZOOM Link Is Provided For Those Wishing To Attend Remotely**

**To:** Transportation Committee and Transportation Technical Committee  
**From:** William Dickinson, Chairman, Transportation Committee  
**Date:** October 4, 2023  
**Subject:** Wednesday, October 11, 2023, Meeting of the Transportation Committee and Transportation Technical Committee to be held @ 12:00 Noon in the offices of SCRCOG and via Zoom.

Join Zoom Meeting: <https://us02web.zoom.us/j/81855035822>

Call-In Number: +1-929-205-6099

Meeting ID: 818 5503 5822

**Presentation:**

1. The Local Bridge Program  
*Andrew Shields Transportation Engineer 3, Bridges CLE Design, CTDOT*

**Action Items:**

2. Meeting Minutes of September 13, 2023 Page 2
3. 2021-2024 Transportation Improvement Program Amendment Thirty One Pages 3-7  
*Recommend SCRCOG adoption of Resolution- James Rode*
4. Annual Endorsement of CTDOT Targets for Safety Performance Measures Pages 8-27  
*Recommend to SCRCOG adoption of Resolution- James Rode*
5. LOTICIP Discussion and Possible Action  
*James Rode*

**Informational Items:**

6. UPWP FY2024 Municipal Studies  
*Laura Francis*
7. Other Business

The agenda and attachments for this meeting are available on our website at [www.scrkog.org](http://www.scrkog.org). Please contact SCRCOG at (203) 234-7555 for a copy of agenda in a language other than English. Auxiliary aids/services and limited English proficiency translators will be provided with two week's notice.

La Agenda y Adjuntos para esta reunión están disponibles en nuestro sitio web en [www.scrkog.org](http://www.scrkog.org). Favor en contactar con SCRCOG al (203) 234-7555 para obtener una copia de la Agenda en un idioma distinto al Inglés. Ayudas/servicios auxiliares e intérpretes para personas de Dominio Limitado del Inglés serán proporcionados con dos semanas de aviso

127 Washington Avenue, 4th Floor West, North Haven, CT 06473

[www.scrkog.org](http://www.scrkog.org) T (203) 234-7555 F (203) 234-9850 [camento@scrcog.org](mailto:camento@scrcog.org)



SOUTH CENTRAL REGIONAL COUNCIL OF GOVERNMENTS

Planning for Our Region's Future

Bethany Branford East Haven Guilford Hamden Madison Meriden Milford  
New Haven North Branford North Haven Orange Wallingford West Haven Woodbridge

Carl J. Amento, Executive Director

Transportation Committee Minutes – September 13, 2023

**Transportation Committee Members**

Wallingford, Mayor William Dickinson, Chairman  
Branford, FS Jamie Cosgrove  
Guilford, FS Matthew Hoey  
Hamden, Mayor Lauren Garrett  
North Haven, Andrew Bevilacqua, Proxy for FS Freda

**Transportation Technical Committee**

Branford, John Hoefflerle  
East Haven, Jonathon Bodwell  
Guilford, Janice Plaziak  
Hamden, Stephen White  
Madison, John Iennaco  
Meriden, Brian Ennis  
New Haven, Giovanni Zinn  
North Branford, Victor Benni  
Orange, Bob Brinton  
Wallingford, Alison Kapushinski  
West Haven, Abdul Quadir

**Guests**

Senator Christine Cohen  
Representative Roland Lemar  
Representative Katherine Kennedy  
FS, Paula Cofrancesco, Bethany  
Jennifer Pacacha, CTDOT  
Kevin Ortiz, Branford  
Erik Shortell, FHWA  
Sandeep Aysola, Laura Brown, New Haven  
Fatima Cecunjanin, Josefina Tlacomulco,  
New Haven  
Brian McLaughlin, CTRANSIT  
Mario Marrero, GNHTD  
Douglas Hausladen, New Haven  
Laurie McElwee  
Mike Dion, Scott Seperack, BL  
**SCRCOG**  
Laura Francis, James Rode, Rebecca  
Andreucci

Mayor Dickinson called the meeting to order at 12:02 PM.

**Action Item #2: Meeting Minutes of August 9, 2023**

FS Hoey made a motion to approve the Minutes of the July 12, 2023, meeting; J Hoefflerle seconded the motion, which passed with one abstention.

**Action Item #3: 2021-2024 Transportation Improvement Program Amendment Thirty**

J. Rode introduced the 5 project changes in Amendment 30. FS Hoey made a motion to recommend approval. G Zinn seconded the motion, which passed unanimously.

**Information Item #4: LOTCIP Update**

J. Rode gave a brief update on the program.

**Information Item #5: UPWP FY2024 Municipal Studies**

L. Francis updated the committee on municipal studies program, she announced that the deadline had been extended till the end of the month

**Discussion Item #1: Meeting with Regional Legislators on the Transportation Committee**

L Francis welcomed the 3 State legislators who attended the meeting. A list of topics was included in the agenda packet and those present were able to take part in a discussion of the transportation related needs of the region.

**Other Business** FS Hoey made and a motion and the meeting adjourned at 1:43PM.

**South Central Regional Council of Governments**  
**2021-2024 TRANSPORTATION IMPROVEMENT PROGRAM**  
Amendment Number 31

**Project**      **0043-0133      2023-A31-1      Rock Slope Stabilization CT 100** **Page 4**

**Changes**      Amendment 31 adds new project

**Reason**      The purpose of this resilience improvement project is to improve the long-term stability of the rock slope along the north side of U.S. Route 1 (Saltonstall Parkway) between Saltonstall Road and the Regional Water Authority driveway. The existing rock slope, which varies in height from 5 to 53 feet, has had multiple failures and debris has reached the Route 1 southbound travel lane. The project is being initiated at the request of CTDOT's Bureau of Highway Operations and Soils and Foundations Unit due to ongoing monitoring and safety concerns.

**Project**      **0156-0181      2019-TIP21-1      Replace Br #00162 Design-Build** **Page 5**

**Changes**      Amendment 31 reduces NHPP BRX and adds REP funds

**Reason**      Action is necessary to allow the use of repurposed earmark funding that has become available.

South Central Regional Council of Governments  
 FFY2021-FFY2024 Transportation Improvement Program  
 Amendment 31

**State Project #0043-0133**  
**Municipality** East Haven

**SCRCOG # 2023-A31-1**  
**AQ Code X6**

Proposed

**Project Name** Rock Slope Stabilization CT 100

**Description** Stabilize rock slope adjacent to U.S. 1 @ CT 100 (Int.43-208) in East Haven. Cut back rock face approx. 20 ft to create suitable catchment area & new stable rock face. Traffic signal replacement expected due to span pole conflict during blasting.

**Current TIP Funding (In Thousands)**

**Proposed TIP Funding (In Thousands)**

<i>Funding</i>	<i>Phase</i>	<i>Prior</i>	<i>2021</i>	<i>2022</i>	<i>2023</i>	<i>2024</i>	<i>FYI</i>
PRFP	PD	Federal				400	
		State				100	
	FD	Federal					240
		State					60
	ROW	Federal					40
		State					10
	CON	Federal					2,480
		State					620
<b>TIP Funds</b>	<b>\$3,950</b>		0	0	0	500	3,450

**Amendment Notes**

Fy21 TIP Amend 31 adds new project

South Central Regional Council of Governments  
 FFY2021-FFY2024 Transportation Improvement Program  
 Amendment 31

**State Project #0156-0181**  
**Municipality** West Haven

**SCRCOG # 2019-TIP21-**  
**AQ Code X6**  
 Proposed

**Project Name** Replace Br #00162 Design-Build

**Description** NHS - Replacement of Bridge No. 00162 (including addition of operational lane) carrying Interstate-95 over Metro North Railroad in West Haven. This project will use the Design-Build delivery method.

**Current TIP Funding (In Thousands)**

<i>Funding</i>	<i>Phase</i>	<i>Prior</i>	<i>2021</i>	<i>2022</i>	<i>2023</i>	<i>2024</i>	<i>FYI</i>
NHPP-BRX	ROW	Federal			495		
		State			55		
	CON	AC-Entry			0		
		Federal		85,000	21,800		8,700
	State		9,444	2,422		967	
STPNH	AC-Entry	Federal			0		
		Federal			10,000		
		State			1,111		
<b>Total Cost</b>	<b>\$139,994</b>	0	0	94,444	35,883	0	9,667

**Proposed TIP Funding (In Thousands)**

<i>Funding</i>	<i>Phase</i>	<i>Prior</i>	<i>2021</i>	<i>2022</i>	<i>2023</i>	<i>2024</i>	<i>FYI</i>
NHPP-BRX	ROW	Federal			495		
		State			55		
	CON	AC-Entry			0		
		Federal		85,000	15,800		8,700
	State		9,444	1,756		967	
REP	AC-Entry	Federal			0		
		Federal			6,000		
		State			1,500		
STPNH	AC-Entry	Federal			0		
		Federal			10,000		
		State			1,111		
<b>TIP Funds</b>	<b>\$140,828</b>	0	0	94,444	36,717	0	9,667

**Amendment Notes**

Moved to FY21 TIP, FY21 TIP Amend 17 adds CON Funding. FY21 TIP Amend 19 adjusts schedule, FY21 TIP Amend 27 adjusts funding and adds ROW. FY21 TIP Amend 28 replaces NHPP-BRX funds with STPNH funding. FY21 TIP Amend 31 adds REP



Carl J. Amento, Executive Director

**Resolution**

***Fiscal Year 2021-Fiscal Year 2024 Transportation Improvement Program Amendment Thirty One***

*Whereas:* U.S. Department of Transportation “Metropolitan Planning Regulations” (23 *CFR* 450) prescribe that each metropolitan planning organization maintain a financially constrained multi-modal transportation improvement program consistent with a *State Implementation Plan for Air Quality (SIP)* conforming to both U.S. Environmental Protection Administration-established air quality guidelines and *SIP*-established mobile source emissions budgets; and

*Whereas:* The Council, per 23 *CFR* 450.324 and in cooperation with the Connecticut Department of Transportation (ConnDOT) and public transit operators and relying upon financial constraints offered by ConnDOT, adopted a *Fiscal Year 2021-Fiscal Year 2024 Transportation Improvement Program* on September 23, 2020, after finding the *Program* conforming per U.S. Environmental Protection Administration (U.S. EPA) final conformity rule (40 *CFR* 51 and 93) and relevant Connecticut Department of Transportation air quality conformity determinations: *Air Quality Conformity Reports: Fiscal Year 2021-2024 Transportation Improvement Program* and the Region’s *Metropolitan Transportation Plans—2023 to 2050, (April, 2023)*; and

*Whereas:* The Council, on *September 23, 2020*, indicated that periodic *Program* adjustment or amendment was possible; and

*Whereas:* Projects referenced in the *Program* amendment (below) are consistent with the region’s metropolitan transportation plan *Metropolitan Transportation Plans—2023 to 2050, (April, 2023)*; and

*Whereas:* Council *Public Participation Guidelines: Transportation Planning* have been observed during the development of the proposed *Program* amendment (below); and

*Whereas:* By agreement between the Council and the Connecticut Department of Transportation, public involvement activities carried out by the South Central Regional Council of Governments in response to U.S. Department of Transportation metropolitan planning requirements are intended to satisfy the requirements associated with development of a *Statewide Transportation Improvement Program* and/or its amendment; and

*Whereas:* Council of Governments’ review of transportation goals, projects and opportunities may result in further adjustment or amendment of the *Program*.



SOUTH CENTRAL REGIONAL COUNCIL OF GOVERNMENTS  
*Planning for Our Region's Future*

Bethany Branford East Haven Guilford Hamden Madison Meriden Milford  
New Haven North Branford North Haven Orange Wallingford West Haven Woodbridge

Carl J. Amento, Executive Director

**Resolution**

***Fiscal Year 2021-Fiscal Year 2024 Transportation Improvement Program Amendment Thirty One (Continued)***

*Now, Therefore, Be It Resolved by the Council of Governments:*

The Program Amendment *Thirty One* shall be transmitted to the Connecticut Department of Transportation, for inclusion in the *State Transportation Improvement Program*

The undersigned duly qualified and acting Secretary of the South Central Regional Council of Governments certifies that the foregoing is a true and correct copy of a resolution adopted at a legally convened meeting of the South Central Regional Council of Governments on **October 25, 2023**

Date October 25, 2023

By: \_\_\_\_\_  
First Selectwoman Peggy Lyons *Secretary*  
South Central Regional Council of Governments

# Safety Performance Targets

CTDOT's proposed targets for year 2024

April 2023

*This technical memo documents the safety target selection process used by CTDOT to select the five safety performance targets for 2024 that CTDOT will submit to USDOT in two separate reports.*

- *The Safety Engineering Section within the Division of Traffic Engineering will submit the targets through the annual report of its Highway Safety Improvement Program (HSIP) that is submitted to FHWA.*
- *The Highway Safety Office (HSO) in the Policy and Planning Bureau will submit the targets through its Highway Safety Plan (HSP) that is submitted to NHTSA.*

***It is important to note that the term “Target” used in this technical memo is in accordance with the Federal Register, but CTDOT disagrees with the use of the term “Target” as it implies that a specific number of deaths or serious injuries are acceptable. The Federal Highway Administration (FHWA) determines whether a State has met its Safety Performance Targets based on the 5-year moving average.***

The USDOT requires that each State DOT evaluate highway safety in the state using five highway safety performance “measures” and data from motor vehicle crashes in the state for the previous five years.

1. **Number of traffic fatalities**
2. **Fatality rate (Fatalities/100 million vehicle miles traveled)**
3. **Number of serious (A) injuries**
4. **Serious (A) injury rate (Serious Injuries/100 million vehicle miles traveled)**
5. **Number of non-motorist fatalities and serious injuries<sup>1</sup>**

Every year, the CTDOT must establish a specific performance “target” for each performance measure. The Safety Engineering Section in the Bureau of Engineering and Construction, and the Highway Safety Office in the Bureau of Policy and Planning work collaboratively to establish a single common set of five (5) performance targets. The shared targets are subsequently submitted to and tracked by the USDOT through the Federal Highway Administration (FHWA) and the National Highway Traffic Safety Administration (NHTSA). FHWA and NHTSA encourage setting objectives that are Specific, Measurable, Action-oriented, Reasonable and Time-Bound (S.M.A.R.T). Federal regulations require that states must achieve their targets or risk penalties applied to Federal Highway safety funds. There are two (2) penalties, if states fail to meet four (4) of the five (5) targets:

<sup>1</sup> Non-motorists include pedestrians, other pedestrians (wheelchair, person in a building, skater, pedestrian conveyance), bicyclists, and other cyclist (non-motorist using a non-motorized pedal-powered vehicle other than a bicycle, such as a unicycle or adult tricycle), per the MMUCC investigators guide.



- States lose the ability to “flex” some of their FHWA safety funds to other programs and are required to spend 100 percent of their safety funds on safety projects.
  - This penalty has no real impact on CTDOT since safety is a priority and our goal for the last few years has been to spend all of our federal safety funds on safety projects.
- States must prepare an HSIP Implementation Plan which details how the safety funds will be spent and how the proposed program will improve safety.

The CTDOT aims to balance the target-setting process by selecting targets that:

- impact safety programming in a way that accomplishes the overall goal of reducing serious injuries and fatalities on the State’s roadways and are still practical and achievable.

**Smoothing Data with 5-Year Moving Averages.** FHWA uses 5-year moving averages to determine the State’s progress towards achieving safety targets. However, States may use any methodology deemed appropriate to calculate the target value for each performance measure. States are encouraged to review data sets, trends, anticipated funding, and consider other factors that may affect targets. The use of 5-year moving averages smooths out what can sometimes be significant fluctuations in data from one year to the next. Since large annual fluctuations in data are relatively common, basing performance targets on “annual” data alone can result in the selection of faulty targets and an inability to achieve the selected performance targets. The 5-year moving average is one method that can help avoid or reduce the problem caused by large “annual” fluctuations.

For this year’s Safety Performance Target submittals to FHWA and NHTSA, CTDOT is required to report on the 5-year period from 2017 to 2021. The preliminary 2022 data, where available, are used for better decision-making regarding target selection. While the targets are determined jointly, separate submittals are made to each federal agency.

**Disadvantage of 5-year Moving Average.** Connecticut has not been satisfied with the prior practice of using the 5-year moving average as the sole indicator to set the future years’ safety performance targets. While the moving average does smooth fluctuations, the use of a 5-year period means that some fatality and serious injury data included in the moving averages are four and five years old. During that timeframe, motor vehicle crash trends might have changed. In fact, Connecticut has experienced a change in trend for some performance measures since the COVID-19 pandemic. Connecticut believes that the 5-year moving average is a “lagging indicator” that cannot serve as the sole or even primary guideline for setting safety performance targets.

**Target Setting Approach.** Since 2020, Connecticut has been using a modified approach to target setting using both a 5-year moving average trendline and an annual trendline to guide the selection of targets. In addition, since 2021, CTDOT has used ten years of data for annual forecasting to assist with better decision making. The final target selection is also based on professional judgement and a strengthened commitment to advancing CTDOT’s overall safety goal of improving the safety of all roadway users. CTDOT is committed to setting “aggressive” safety targets and then developing a strong program to achieve the targets.

This aggressive target setting increases the risks of not achieving targets, but it is consistent with the high priority that CTDOT has given to advancing its safety program. Additionally, FHWA recognizes states may choose to set aggressive targets as part of their strong commitment to safety. See inset.

**Considerations for Aggressive Safety Targets**

A State that chooses a very aggressive target is making a very strong commitment to safety. This approach will require aggressive implementation efforts to improve performance. While an aggressive target introduces greater risk of missing the target, it is an opportunity to emphasize commitment to safety, strengthen safety policies, and improve consideration of safety in investment decisions.

*[The above FHWA statement is taken from page 14 of “Safety Target Setting Coordination Report,” FHWA, 2016.](#)*

**The COVID-19 Pandemic and Its Lingering Effects.** The COVID-19 pandemic and its aftermath has posed an unusual challenge to state DOTs across the country. During the initial phase of the COVID-19 pandemic, traffic volumes in Connecticut fell 40 to 50 percent from normal in March and April of 2020, followed by a slow increase in traffic volumes from the month of May onwards. However, traffic volumes had not returned to 2019 levels by the end of 2020. While reduced traffic volumes should have resulted in a decrease in crashes, injuries, and fatalities, Connecticut found that was not the case. The total number of crashes and serious injuries decreased, while the number of fatalities increased in 2020. This may have been caused by a significant increase in the percentage of drivers driving in excess of 85 mph observed on Connecticut roadways, which is considered reckless driving. This change in roadway travel and the changes in driver behavior was also observed at the national level. There was 7.3 percent increase in traffic fatalities in 2020, compared to 2019 in the U.S.<sup>2</sup>

In 2021, fatalities in Connecticut stayed relatively flat. National data suggest an increase in fatalities of approximately 10.1 percent in 2021 compared to 2020.<sup>2</sup>

In 2022, the fatalities in Connecticut continued to increase. Preliminary fatality numbers for Connecticut for 2022 show an estimated increase of 28.2 percent from 2021. This included an increase in fatal speeding crashes while the state experienced a decrease in fatal alcohol-impaired crashes. National data suggest a decrease in fatalities of approximately 0.3 percent in 2022 compared to 2021.<sup>2</sup> Although nationwide there was a slight decrease in the number of fatalities, the Northeast region experienced a 1 to 2 percent increase. The Traffic Safety Facts publication by

<sup>2</sup> NHTSA Report No. DOT HS 813 428 Early Estimate of Motor Vehicle Traffic Fatalities in 2022.

NHTSA suggests that speeding, driving impaired, driving distracted and not using seat belts as possible factors which created an environment contributing to risky driving behavior and increased traffic fatalities during and after the COVID-19 pandemic.<sup>3</sup> The reduction in law enforcement presence on the roadways is likely a potential contributing factor to the observed risky driving behavior.

**Vision Zero Council of Connecticut.** CTDOT is committed to eliminating traffic fatalities and is leading the effort with the Vision Zero Council. The [Vision Zero Council of Connecticut](#) is an interagency work group tasked with developing statewide policy to eliminate transportation-related fatalities and severe injuries involving pedestrians, bicyclists, transit users, motorists, and passengers.

The Council was established in 2021 by the Connecticut General Assembly as part of *Public Act 21-28*, a landmark transportation safety bill. Members of the council include the commissioners (or their designees) of the Departments of Transportation, Public Health, Emergency Services and Public Protection, Motor Vehicles, Education, Aging and Disability Services, Office of Early Childhood, and Office of the Chief State's Attorney.

Recently, the Council and its subcommittees focusing on equity, enforcement, engineering, and education developed proposals for legislation on the next steps to implement the recommendations of the Vision Zero Council.

These recommendations included:

- Requiring a complete streets plan for each municipality
- Adopting an ICE (Intersection Control Evaluation) Policy
- Studying of specific traffic movement regulations
- Increasing requirements for driver retraining
- Enacting a prohibition on open alcohol containers in motor vehicles
- Implementing automated traffic enforcement
- Enacting a helmet law for all motorcycle riders
- Establishing a Fatal Collision Reduction Team to engage in high visibility enforcement blitzes
- Utilizing schools to better educate children about road safety
- Utilizing the judicial system in driver re-training
- Utilizing the DMV to educate drivers on a more frequent basis
- Utilizing DPH to educate around emerging traffic safety issues
- Improving data, identify uses, formalize statewide consideration of equity
- Establishing traffic safety campaigns and education
- Creating opportunities for car seat distribution and education
- Promoting seatbelt safety among populations with lower usage rates

<sup>3</sup> NHTSA Report No. DOT HS 813 210 Continuation of Research on Traffic Safety During the COVID-19 Public Health Emergency: January-June 2021.

- Reforming license suspension and traffic court processes
- Creating infrastructure that specifically protects bicyclists, the disabled, and pedestrians

**Blood Alcohol Concentration Limit.** Connecticut consistently ranks amongst the top five states in the nation for alcohol-impaired traffic fatalities and is above the national average in terms of alcohol-related fatalities. To address the problem of impaired driving on Connecticut roadways, CTDOT introduced the legislative bill to lower the legal limit of the Blood Alcohol Concentration (BAC) from 0.08 to 0.05 g/dl during the 2023 legislative session. The CTDOT HSO has worked to address this issue in the state through various avenues including but not limited to educational and awareness campaigns, enforcement grants etc.

**Wrong-Way Crashes.** In 2022, Connecticut experienced a sharp rise in fatal wrong-way crashes on the state's interstates and highways. Thirteen fatal wrong-way crashes resulted in 23 fatalities, accounting for six percent of total crashes and an approximately 500 percent increase in wrong-way fatalities. Nearly all fatal wrong-way crashes involved alcohol impairment, with many drivers also testing positive for cannabis and other drugs.

To counteract this rise in wrong-way crashes, Connecticut announced the implementation of \$20 million in funding for wrong-way driving alert systems in July 2022. Media campaigns were created to address wrong-way driving. In addition to this program, the CTDOT Safety Engineering Unit has upgraded signage on 700 limited access highway off-ramps including oversized signs and red retro-reflective strips and has improved pavement arrows and line delineation at off-ramps with double-wide stop lines. The Safety Engineering Unit is also installing updated traffic signaling at ramp intersections and installing wrong-way signs on the back sides of speed limit signs along highways.

Within the CTDOT HSO, there has been added funding to state and local police with Alcohol-Impaired and Distracted Driving enforcement grants, increased media campaigns addressing cannabis and alcohol use and additional support for the implementation of programs such as Drug Recognition Expert (DRE) trainings, DUI sobriety checkpoints and roving patrols.

In order to address this increase in impaired wrong-way driving crashes, Connecticut is currently reviewing the BAC laws and consideration is being placed on lowering the BAC impairment level from 0.08 to 0.05 g/dl. The State also held a Green Lab in February which provided training to law enforcement partners and provided a chance to assess volunteers under the influence of cannabis as well as combined with alcohol. This training is highly beneficial to law enforcement who may have little exposure to the increased impairing effects of legalized recreational cannabis.

As a result, three bills were introduced in the 2023 legislative session: House Bill 5917 An Act Implementing the Recommendations of the Vision Zero Council; Senate Bill 1082 An Act Implementing the Recommendations of the Department of Transportation Regarding a Reduction in Blood Alcohol Limits for Impaired Driving and Boating; and House Bill 6746 An Act Concerning

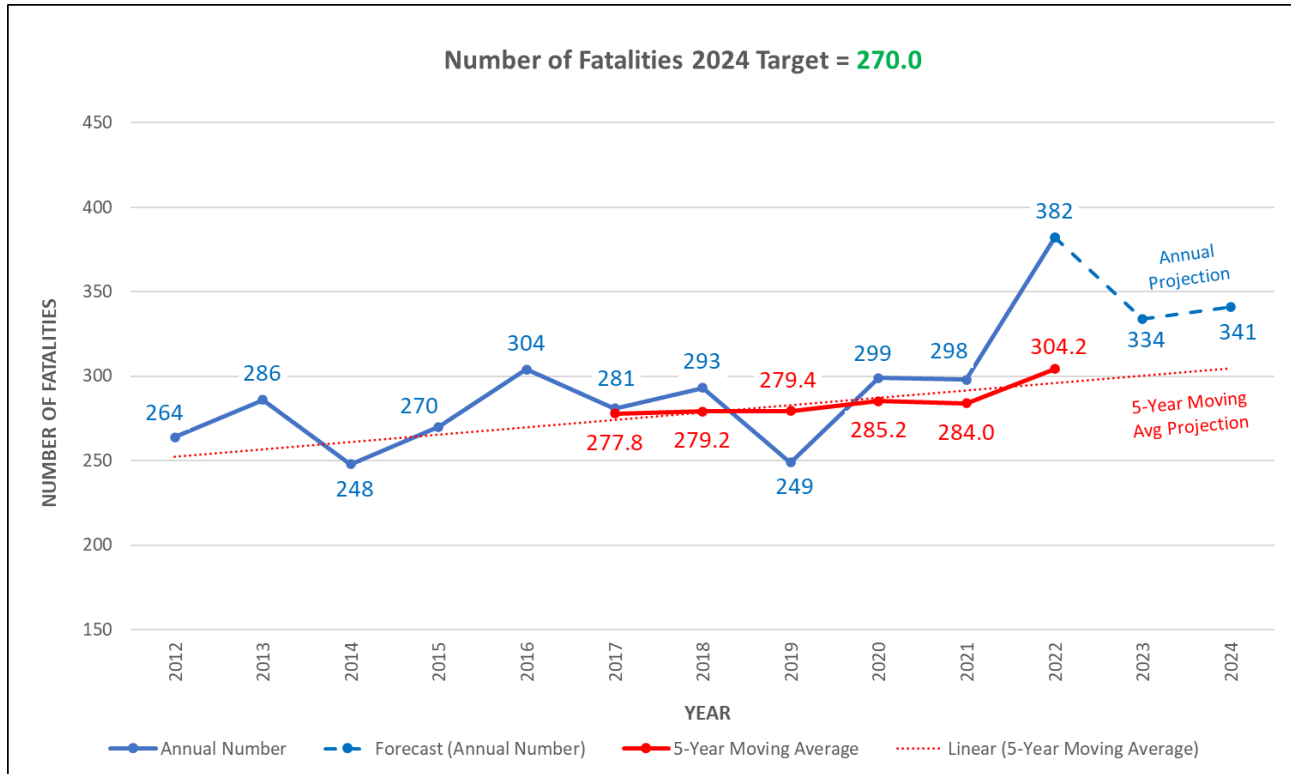
Wrong-Way Driving Detection and Prevention. These bills received favorable ranking by the joint committee on transportation and are currently pending review.

**Safe Systems Approach.** The Safe Systems approach is part of the Strategic Highway Safety Plan (SHSP), with the idea being that it can be applied equitably across the transportation network. CTDOT will evaluate how to integrate Safe System principles into CTDOT's planning and design practices and will discuss the best ways to integrate this during the Executive and Steering Committee meetings.

**CTDOT continues to address the increase in traffic fatalities on Connecticut roadways with various measures as stated above and has stayed committed to setting aggressive targets as indicated below. CTDOT is actively working to decrease the traffic fatalities on Connecticut roadways, developing non-receding or improving data driven targets, with the ultimate goal of zero fatalities.**

## Performance Measure: Number of Traffic Fatalities

The trends in number of fatalities are illustrated in the graph below. Annual fatalities are shown in blue, and the 5-year moving average is shown in red. These two lines are compared and used to select a target for 2024 as described below.



Source: FARS Final Files 2012-2020, FARS Annual Report File 2021, Preliminary 2022 CTDOT Data as of 4/10/2023.

### “Annual” Fatalities

- The annual number of fatalities has fluctuated from year to year. There was a declining trend until 2019 after a high point of 304 fatalities in 2016. However, the trend started to reverse in 2020 with the COVID-19 pandemic. The years 2020 and 2021 saw a spike in fatalities in Connecticut and was observed at the national level as well. The 2022 preliminary data suggest 382 fatalities, a dramatic 28.2 percent increase over 2021 in Connecticut.
- A time series regression analysis was conducted to project the likely number of fatalities in 2023 and 2024 (our target year). Based on this regression analysis, the projected fatalities are approximately 341, but there is a significant amount of statistical variance around the projection.

### 5-Year Moving Average

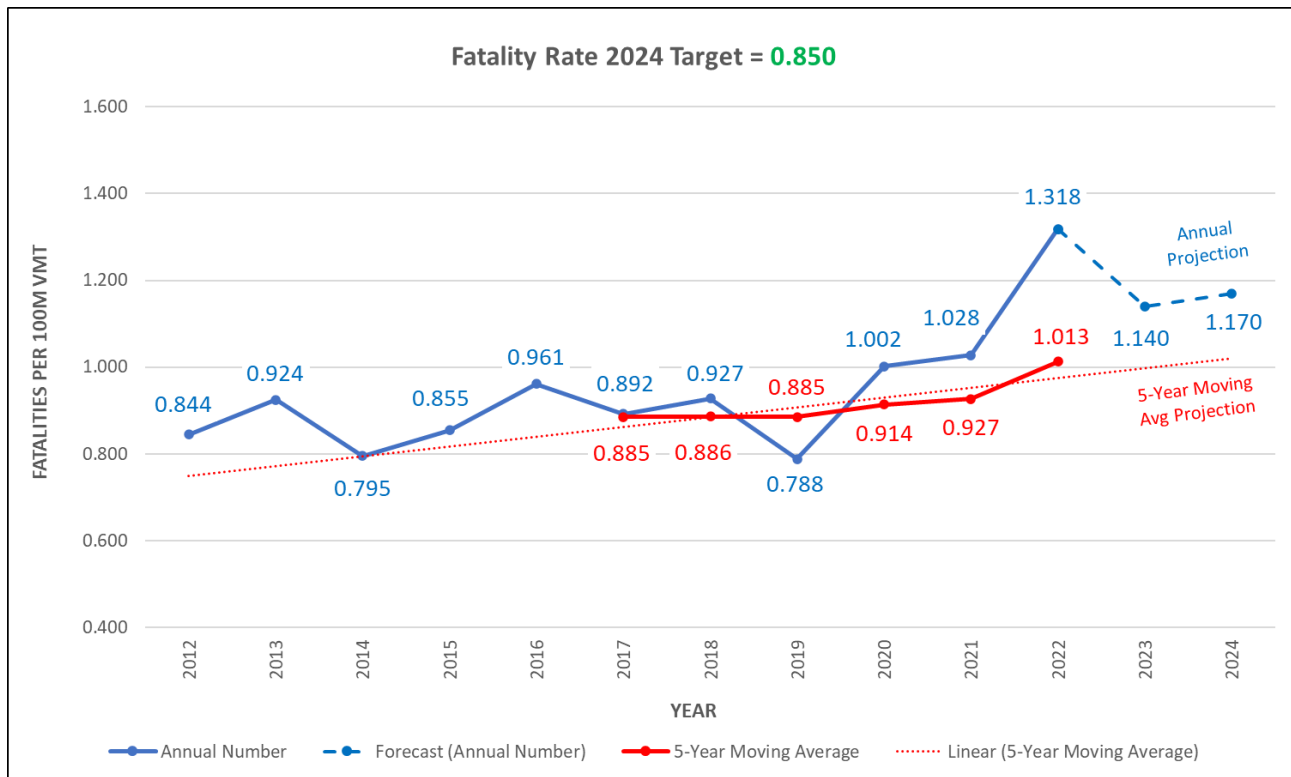
- The 5-year moving average trendline shows the projected fatalities of approximately 304, lower than the projection with the annual numbers for the target year of 2024.

### TARGET

- CTDOT is choosing to maintain a 2024 fatality target of **270.0**. The selection is based on careful consideration of the following:
  1. CTDOT has chosen to set an aggressive target that will move the state back toward fatality levels experienced in 2014-2015 and 2019. before the impact of the COVID-19 pandemic.
  2. Prior to the COVID-19 pandemic, there had been a decreasing trend in the number of fatalities for the past couple of years with safety related infrastructure projects as well as enforcement and educational campaigns. CTDOT recognizes that 2020 -2022 were unusual years with the COVID-19 pandemic which resulted in higher-than-expected traffic fatalities. This was an unexpected consequence observed in several states in the country.

## Performance Measure: **Fatality Rate** (Fatalities/100 million vehicle miles traveled)

The trends in the fatality rate<sup>4</sup> are illustrated in the graph below. Annual fatality rates are shown in blue, and the 5-year moving average is shown in red. These two lines are compared and used to select a target for 2024 as described below.



Source: FARS Final Files 2012-2020; FARS Annual Report File 2021; Preliminary 2022 CTDOT Data as of 4/10/2023; VMT data as published by FHWA in table VM-2 at <https://www.fhwa.dot.gov/policyinformation/statistics/2020/>

Note: The data points for 2022 are based on the 2021 VMT since the 2022 VMT information is not available at this time.

### “Annual” Fatality Rate

- The annual fatality rate has fluctuated from year to year, but the annual data suggest an upward trend since the COVID-19 pandemic in 2020 and 2021. The number of fatalities continued to increase, reaching 1.028 fatalities/100 million VMT in 2021. Preliminary 2022 data suggest a further increase in the fatality rate.
- A time series regression analysis was conducted to project the likely number of fatalities in 2023 and 2024 (our target year). Based on the regression analysis the projected fatality rate

<sup>4</sup> Fatality rate is calculated as the number of fatalities per 100 million Vehicle Miles Traveled annually. Comparing the number of fatalities relative to the volume of annual travel eliminates annual fluctuations in fatalities that one might expect due to differences in travel volumes from year to year. It adjusts for one source of variation that is known to directly impact the number of fatalities.



is approximately 1.170, but there is a significant amount of statistical variance around the projection.

### 5-Year Moving Average

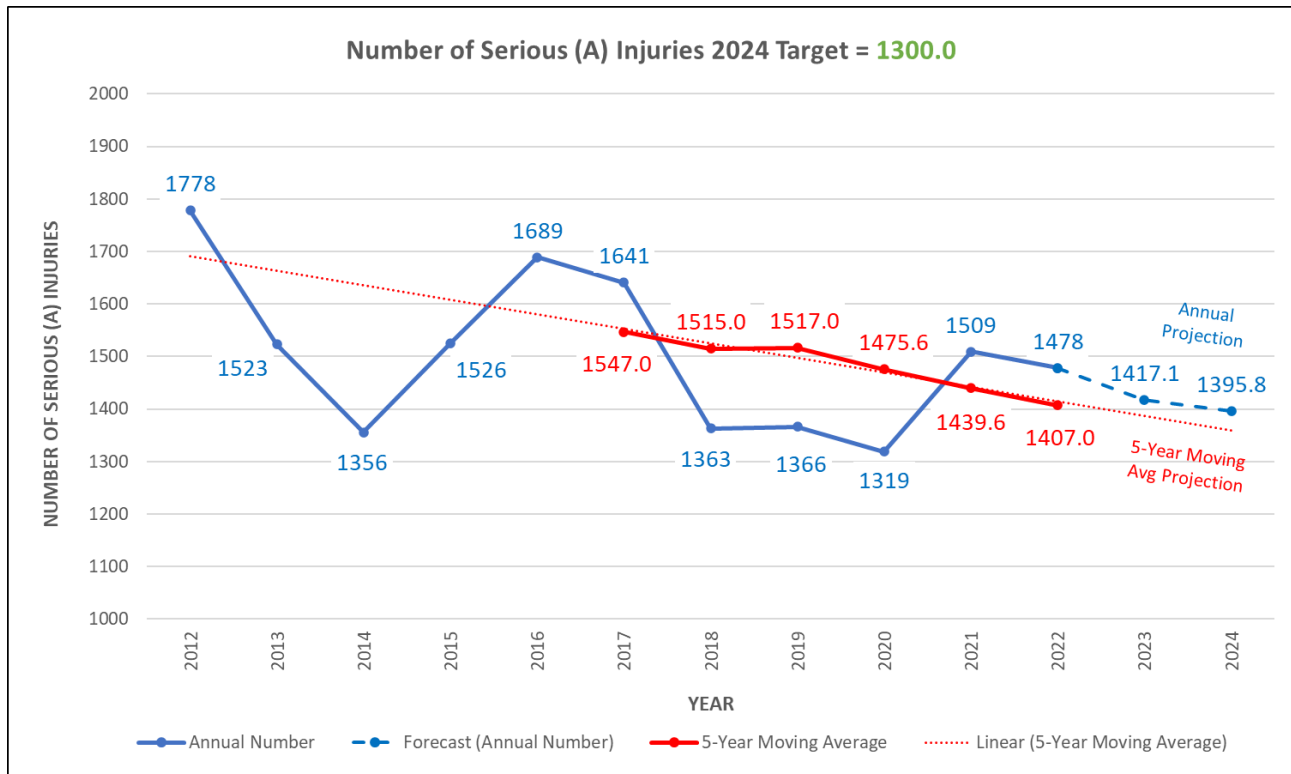
- In parallel with the annual numbers, the 5-year moving average is exhibiting an upward trend. The trendline for the 5-year moving average suggests the fatality rate could increase to 1.020 in 2024.

### TARGET

- CTDOT is choosing to maintain an aggressive target of **0.850** in 2024. The selection is based on careful consideration of the following:
  1. The two trendlines in the graph suggest the actual value may be between 1.020 and 1.170. These trends are higher due to the continuing impact of the COVID-19 pandemic on the number of fatalities and the VMT.
  2. CTDOT wants to set an aggressive target that will move the state back toward fatality rate levels experienced in 2014-2015 and 2019 time periods before the impact of the COVID-19 pandemic.
  3. CTDOT recognizes that 2020 -2022 were unusual years with the COVID-19 pandemic when Connecticut saw an increase in traffic fatalities even though the traffic volume dropped. This resulted in higher fatality rate in 2020 and the increase in fatalities has continued into 2021 and 2022 which will likely push the fatality rate even higher.
  4. In 2021, in the aftermath of the COVID-19 pandemic, Connecticut's fatality rate increased to 1.028. Early estimates from NHTSA suggest a national fatality rate of 1.37 in 2021 which is 33 percent higher than Connecticut. Connecticut is choosing to strive for a lower rate by setting a target at 0.850 for 2024. The outcome is to return to pre-COVID-19 pandemic levels with the ultimate goal of zero traffic fatalities.

## Performance Measure: **Number of Serious (A) Injuries**

The trends in number of serious injuries are illustrated in the graph below. Annual serious injuries are shown in blue, and the 5-year moving average is shown in red. These two lines are compared and used to select a target for 2024 as described below.



Source: Connecticut Crash Data Repository as of 4/10/2023.

Note: The definition of “Serious (A) Injury” was changed in 2015 to match MMUCC 4<sup>th</sup> edition. Prior to 2015, Serious (A) Injury was defined as Incapacitating Injury (prevents return to normal). In 2015, a Serious (A) Injury was defined as any injury other than fatal which results in one or more of the following: severe laceration resulting in exposure of underlying tissues/muscle/organs or resulting in significant loss of blood; broken or distorted extremity (arm or leg); crush injuries; suspected skull, chest or abdominal injury other than bruises or minor lacerations; significant burns (second and third degree burns over ten percent or more of the body); unconsciousness when taken from the crash scene; paralysis.

### “Annual” Serious Injuries

- The annual number of serious injuries has fluctuated from year to year, but the annual data also suggest a downward trend since a high point of 1778 in 2012.
- A time series regression analysis was conducted to project the likely number of serious injuries in 2023 and 2024 (our target year). The preliminary data for 2022 suggest a decrease in the number of serious injuries after an increase in 2021. This decrease is expected to bring the projected annual number down to approximately 1395, but there is a significant amount of statistical variance around the projection.

### 5-Year Moving Average

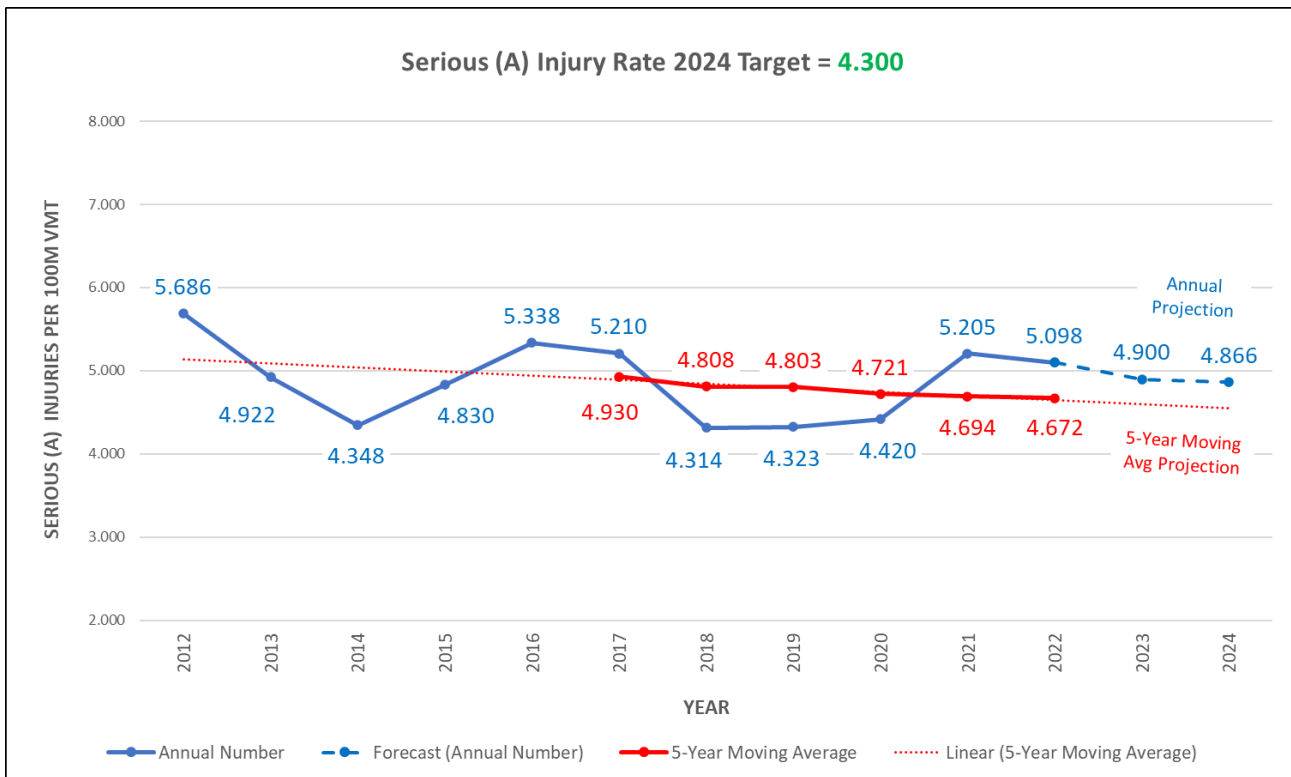
- Unlike the case for *fatalities*, the 5-year moving average for *serious injuries* has been exhibiting a steady downward trend despite a recent uptick in 2021. Nonetheless, there is still a small difference between the 5-year average trendline and the annual regression analysis forecast. The 5-year average is expected to fall to approximately 1359, while the regression forecast is approximately 1395.

### TARGET

- CTDOT is choosing to maintain a 2024 target of **1300.0** serious injuries. The selection is based on careful consideration of the following:
  1. The two trendlines in the graph suggest the actual value may fall between 1359-1395.
  2. CTDOT wants to set an aggressive target that will move the state back toward serious injury levels experienced in 2020 and lower. At the beginning of the COVID-19 pandemic in 2020 the number of fatalities increased but the number of serious injuries decreased.

## Performance Measure: **Serious (A) Injury Rate** (Serious Injuries/100 million vehicle miles traveled)

The trends in the serious injury rate<sup>5</sup> are illustrated in the graph below. Annual serious injury rates are shown in blue, and the 5-year moving average is shown in red. These two lines are compared and used to select a target for 2024 as described below.



Source: Connecticut Crash Data Repository as of 4/10/2023. VMT data as published by FHWA in table VM-2 at <https://www.fhwa.dot.gov/policyinformation/statistics/2020/>

Note: 1.) The data points for 2021 and 2022 are based on the same VMT number since the 2022 VMT information is not available at this time; 2.) The definition of “Serious (A) Injury” was changed in 2015 to match MMUCC 4<sup>th</sup> edition. Prior to 2015, Serious (A) Injury was defined as Incapacitating Injury (prevents return to normal). In 2015, a Serious (A) Injury was defined as any injury other than fatal which results in one or more of the following: severe laceration resulting in exposure of underlying tissues/muscle/organs or resulting in significant loss of blood; broken or distorted extremity (arm or leg); crush injuries; suspected skull, chest or abdominal injury other than bruises or minor lacerations; significant burns (second and third degree burns over ten percent or more of the body); unconsciousness when taken from the crash scene; paralysis.

<sup>5</sup> The serious injury rate is calculated as the number of serious injuries per 100 million Vehicle Miles Traveled annually. Comparing the number of serious injuries relative to the volume of annual travel eliminates annual fluctuations in injuries that one might expect due to differences in travel volumes from year to year. It adjusts for one source of variation that is known to directly impact the number of serious injuries.

### “Annual” Serious Injury Rates

- The annual serious injury rates have fluctuated from year to year, but the annual data suggest a downward trend since a high point of 5.686 serious injuries/100 million VMT in 2012.
- A time series regression analysis was conducted to project the likely serious injury rates in 2023 and 2024 (our target year). Based on the regression analysis, we should expect a continuing reduction in serious injury rates. This decrease is expected to bring the annual rate down to 4.551-4.866, but there is a significant amount of statistical variance around the projection.

### 5-Year Moving Average

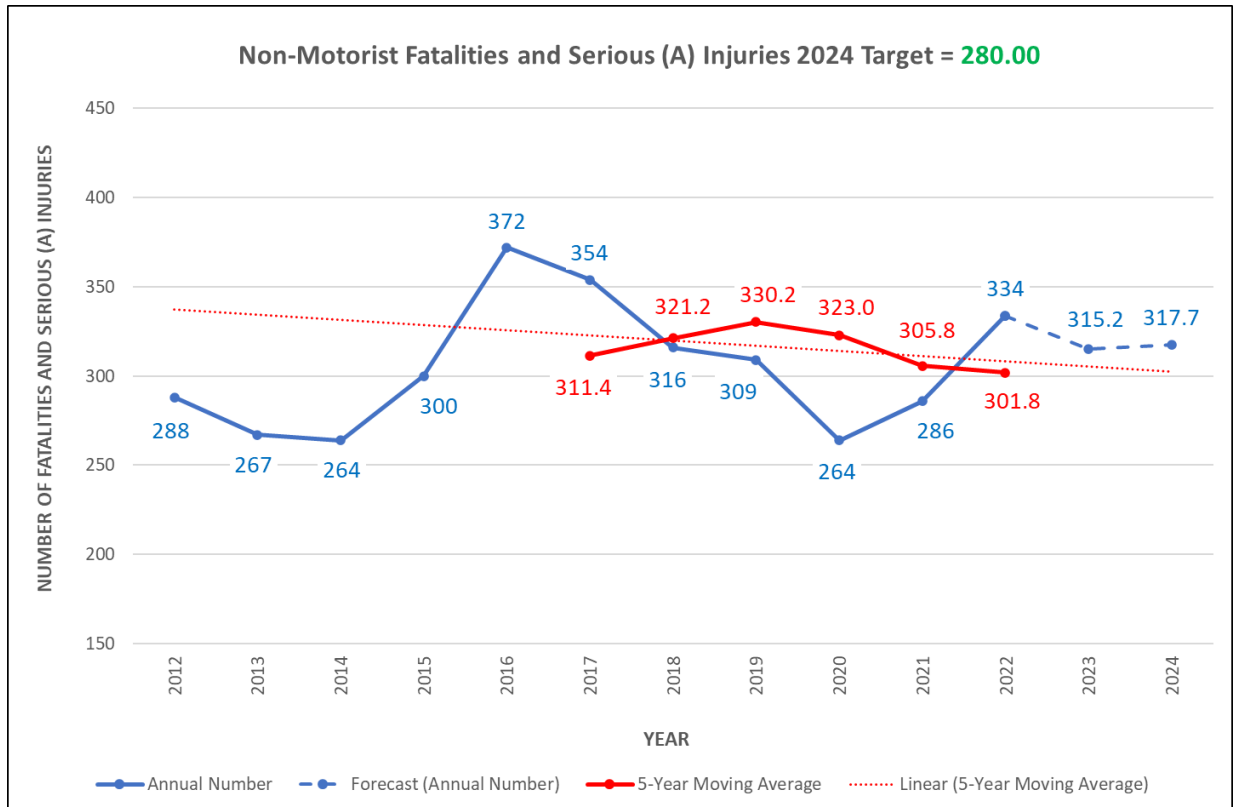
- Unlike the case for *fatality rates*, the 5-year moving average for *serious injury rates* is exhibiting a steady downward trend. Nonetheless, there is still a small difference between the 5-year average trendline and the annual regression analysis forecast. The 5-year average is expected to fall to approximately 4.551, while the regression forecast is 4.866.

### TARGET

- CTDOT is choosing to maintain a 2024 target of **4.300** serious injuries/100 million VMT. The selection is based on careful consideration of the following:
  1. The two trendlines in the graph suggest the actual value may fall between 4.551-4.866, but CTDOT wants to set an aggressive target that will move the state back toward fatality rate levels experienced in 2018 and lower.
  2. CTDOT recognizes that 2020 and 2021 were unusual years with the COVID-19 pandemic. There was a decrease in the number of serious injuries likely due to a reduction in traffic volume in 2020, whereas 2021 saw an increase in the number of serious injuries. In 2022, preliminary data suggest serious injuries once again began the downward trend.

## Performance Measure: **Number of Non-Motorist Fatalities and Serious (A) Injuries**

The trends in number of non-motorist fatalities and serious injuries are illustrated in the graph below. Annual fatalities and serious injuries for non-motorists are shown in **blue**, and the 5-year moving average is shown in **red**. These two lines are compared and used to select a target for 2024 as described below.



Source: FARS Final Files 2012-2020, FARS Annual Report File 2021, Preliminary 2022 CTDOT and Connecticut Crash Data Repository Data as of 4/10/2023.

### “Annual” Non-Motorist Fatalities and Serious Injuries

- The annual number of non-motorist fatalities and serious injuries has fluctuated from year to year, but the annual data suggest a downward trend since a high point of 372 in 2016.
- A time series regression analysis was conducted to project the likely number of non-motorist fatalities and serious injuries in 2023 and 2024 (our target year). The regression analysis, suggest a small reduction to approximately 302.5 - 317.7 similar to the 2018 and 2019 pre-COVID-19 pandemic number. There is a significant amount of statistical variance around the projection.

## 5-Year Moving Average

- Similar to the “annual” projection, the 5-year moving average for non-motorist fatalities and serious injuries is projecting an increase although there is a significant difference between the 5-year moving average trendline and the annual regression analysis forecast. The 5-year moving average is expected to increase to approximately 302.5, while the regression forecast is 317.7 for 2024.

## TARGET

- CTDOT is choosing to maintain a 2024 target of **280.0** non-motorist fatalities and serious injuries. The selection is based on careful consideration of the following:
  1. High Priority for Pedestrian Safety. The safety of pedestrians became a heightened concern in Connecticut when pedestrian fatalities increased significantly in 2014. While it was part of a larger national trend, it raised concern in heavily urbanized areas, where walking and bicycling are more common. These forms of active transportation are also increasingly popular forms of physical exercise. CTDOT adopted pedestrian safety as a high priority and has a program to improve safety. Several safety-related infrastructure projects were undertaken from 2015-2023 to improve the conspicuity of traffic control devices for non-motorized road users including, but not limited to, marked crosswalk enhancements, pedestrian facility upgrades, and pedestrian signing. Connecticut remains committed to these goals.

In addition, there were several changes to the non-motorist Safety Laws in Connecticut in 2021 with the *Connecticut House Bill No. 5429*, which included the following:

- *Pedestrian Law – § 1 – YIELDING TO PEDESTRIANS AT CROSSWALKS: Expands the circumstances under which drivers must yield to pedestrians at uncontrolled crosswalks*
  - *Dooring Law – § 4 – DOORING: Prohibits causing physical contact with moving traffic by (1) opening a vehicle door or (2) leaving it open longer than necessary to load or unload passengers*
  - *Speed Limit Law – §§ 6-12 – LOCAL ROAD SPEED LIMITS AND PEDESTRIAN SAFETY ZONES: Allows municipalities to establish speed limits on local roads without OSTA approval and allows for the establishment of pedestrian safety zones with speed limits as low as 20 mph in downtown districts, community centers, and areas around hospitals*
2. Aggressive Target. The CTDOT wants to set an aggressive target that will move the state back toward fatality rate levels experienced in 2014 and lower.

## CTDOT Safety Performance Targets Reported to FHWA

<b>Targets Reported</b>	<b>2018</b>	<b>2019</b>	<b>2020</b>	<b>2021</b> <i>CTDOT Adopted New Target Setting Methodology</i>	<b>2022</b>	<b>2023</b>	<b>2024</b>
Target Years	2014-2018	2015-2019	2016-2020	2017-2021	2018-2022	2019-2023	2020-2024
Performance Assessment Year	2020	2021	2022	2023	2024	2025	2026
Number of Traffic Fatalities	257.0	274.0	277.0	270.0	270.0	270.0	270.0
Fatality Rate	0.823	0.873	0.883	0.850	0.850	0.850	0.850
Number of Serious (A) Injuries	1571.0	1574.0	1547.0	1360.0	1300.0	1300.0	1300.0
Serious (A) Injury Rate	5.033	5.024	4.931	4.300	4.300	4.300	4.300
Number of Non-motorized Fatalities & Serious (A) Injuries	280.0	290.0	307.2	300.0	280.0	280.0	280.0



## 2019 & 2020 Safety Performance Target Assessment Summaries from FHWA Website

### 2019 Connecticut Safety Performance Target Assessment Summary

Performance Measure	2015-2019 Target	2015-2019 Actual	2013-2017 Baseline	Met Target?	Better Than Baseline?	Met or Made Significant Progress?
Number of Fatalities	274.0	279.4	277.8	No	No	No
Rate of Fatalities	0.873	0.884	0.884	No	No	
Number of Serious Injuries	1,574.00	1,510.40	1,547.00	Yes	N/A	
Rate of Serious Injuries	5.024	4.782	4.93	Yes	N/A	
Number of Non-Motorized Fatalities and Serious Injuries	290.0	329.6	311.4	No	No	

### 2020 Connecticut Safety Performance Target Assessment Summary

Performance Measure	2016-2020 Target	2016-2020 Actual	2014-2018 Baseline	Met Target?	Better Than Baseline?	Met or Made Significant Progress?
Number of Fatalities	277.0	284.4	279.2	No	No	No
Rate of Fatalities	0.883	0.912	0.886	No	No	
Number of Serious Injuries	1,547.00	1,467.80	1,514.60	Yes	N/A	
Rate of Serious Injuries	4.931	4.696	4.808	Yes	N/A	
Number of non-motorized fatalities and non-motorized serious injuries	307.2	322.2	321.4	No	No	



SOUTH CENTRAL REGIONAL COUNCIL OF GOVERNMENTS

*Planning for Our Region's Future*

---

Bethany Branford East Haven Guilford Hamden Madison Meriden Milford  
New Haven North Branford North Haven Orange Wallingford West Haven Woodbridge

---

Carl J. Amento, Executive Director

## **RESOLUTION FOR ENDORSEMENT OF TARGETS FOR SAFETY PERFORMANCE MEASURES ESTABLISHED BY CTDOT**

WHEREAS, the South Central Regional Council of Governments (SCRCOG) has been designated by the Governor of the State of Connecticut as the Metropolitan Planning Organization responsible, together with the State, for the comprehensive, continuing, and cooperative transportation planning process for the South Central Region and

WHEREAS the Highway Safety Improvement Program (HSIP) final rule (23 CFR Part 490) requires States to set targets for five safety performance measures by August 31, 2023, and

WHEREAS, the Connecticut Department of Transportation (CTDOT) has established targets for five performance measures using both a 5-year moving average trendline and an annual trendline to guide the selection of targets for:

- (1) Number of Fatalities,
- (2) Rate of Fatalities per 100 million Vehicle Miles Traveled (VMT),
- (3) Number of Serious Injuries,
- (4) Rate of Serious Injuries per 100 million VMT, and
- (5) Number of Non-Motorized Fatalities and Non-motorized Serious Injuries, and

WHEREAS, the CTDOT coordinated the establishment of safety targets with the 8 Metropolitan Planning Organizations (MPOs) in Connecticut at the June 2023 COG Coordination meeting, and

WHEREAS, the CTDOT has officially adopted the safety targets in the Highway Safety Improvement Program annual report dated August 31, 2023, and the Triennial Highway Safety Plan (24/25/26) dated July 2023 and

WHEREAS the SCRCOG may establish safety targets by agreeing to plan and program projects that contribute toward the accomplishment of the aforementioned State's targets, or establish its own target within 180 days of the State establishing and reporting its safety targets,



SOUTH CENTRAL REGIONAL COUNCIL OF GOVERNMENTS  
*Planning for Our Region's Future*

---

Bethany Branford East Haven Guilford Hamden Madison Meriden Milford  
New Haven North Branford North Haven Orange Wallingford West Haven Woodbridge

---

Carl J. Amento, Executive Director

NOW THEREFORE, BE IT RESOLVED, that the MPO Policy Board has agreed to support CTDOT's 2024 targets for the five safety performance targets as attached herein, and

BE IT FURTHER RESOLVED, that the MPO Policy Board will plan and program projects that contribute to the accomplishment of said targets.

The undersigned duly qualified and acting Secretary of the South Central Regional Council of Governments certifies that the foregoing is a true and correct copy of a resolution adopted at a legally convened meeting of the South Central Regional Council of Governments on October 25, 2023.

Date October 25, 2023,

By: \_\_\_\_\_  
First Selectwoman Peggy Lyons *Secretary*  
South Central Regional Council of Governments